

**Center for Applied Research in the Apostolate  
Georgetown University  
Washington, DC**

***A Portrait of the Permanent Diaconate:  
A Study for the  
U.S. Conference of Catholic Bishops  
2011-2012***



**June 2012**

Mary L. Gautier, Ph.D.  
C. Joseph O'Hara, Ph.D.

***A Portrait of the Permanent Diaconate:  
A Study for the  
U.S. Conference of Catholic Bishops  
2011-2012***

**Table of Contents**

Executive Summary .....	1
Major Findings.....	1
Introduction.....	4
Number of Permanent Deacons .....	6
Ministry Status of Deacons .....	9
Interpolation of Missing Data .....	8
Active Permanent Deacons .....	8
Total Permanent Deacons .....	8
Incardination Status of Deacons in Active Ministry.....	10
Marital Status of Active Deacons .....	11
Age of Active Deacons .....	12
Race and Ethnicity of Active Deacons .....	13
Highest Level of Education of Active Deacons.....	14
Changes in the Diaconate during the 2011 Calendar Year.....	15
Ministry and Compensation .....	16
Post-Ordination Formation .....	18
Retreats .....	19
Directors of the Diaconate .....	20
Policies of the Offices of the Diaconate .....	21
Appendix: Questionnaire and Response Frequencies for 2011-2012.....	22



***A Portrait of the Permanent Diaconate:  
A Study for the U.S. Conference of Catholic Bishops  
2011-2012***

**Executive Summary**

This report presents findings from a national survey of the Office of the Permanent Diaconate in arch/dioceses and arch/eparchies in the United States that was commissioned by the Secretary of Clergy, Consecrated Life and Vocations of the U.S. Conference of Catholic Bishops. The survey was distributed in January, 2012. The present survey is the sixth survey of Offices of the Permanent Diaconate that CARA has conducted for the United States Conference of Catholic Bishops.<sup>1</sup> The original questionnaire was designed in collaboration with the Executive Director of the USCCB Secretariat for the Diaconate.

To obtain the names and contact information for the directors of these offices, CARA contacted the National Association of Deacon Directors for a list of current directors of the Office of Deacon in U.S. dioceses and eparchies. CARA also contacted the directors of all diaconate formation programs in its Catholic Ministry Formation database to request their cooperation in completing the survey. As in previous years, diocesan directors had the option of completing the survey either online or on paper.

CARA completed data collection in May 2012, after extensive follow-up by mail, e-mail, telephone, and fax. At the completion of data collection, CARA had 2011-2012 information from 130 of the 192 arch/dioceses and arch/eparchies whose bishops and eparches belong to the USCCB, for a 68 percent overall completion rate.<sup>2</sup> The response rate is higher among arch/dioceses (72 percent, or 128 of 177 possible responses) than among arch/eparchies (13 percent, or two of 15 possible responses).

**Major Findings**

*Number of Deacons*

- Responding arch/dioceses with the largest number of permanent deacons include Los Angeles (434), Galveston-Houston (402), Toledo (303), Hartford (289), and San Antonio (281). Adjusting for Catholic population size, Latin rite dioceses with the lowest ratio of

---

<sup>1</sup> The survey was originally commissioned by the USCCB Secretariat for the Diaconate, which became the Secretariat of Clergy, Consecrated Life and Vocations. It has been conducted annually since 2005-2006, with the exception of 2010-2011.

<sup>2</sup> The Archdiocese for the Military Services, U.S.A. has no clergy personnel except those on assignment from other dioceses and eparchies, so it is excluded from this report and analysis. Another two eparchies, Armenian Catholic Eparchy of Our Lady of Nareg and St. Thomas Syro-Malabar Catholic Diocese of Chicago, have no permanent deacons in the United States and are also excluded from this report and analysis.

Catholics per permanent deacon include: Fairbanks (466 Catholics to every deacon), Amarillo (641), Lexington (915), Peoria (931), and Rapid City (942).

- The 128 Latin rite arch/dioceses that responded to the questionnaire report a total of 12,476 permanent deacons. The two arch/eparchies that responded report a total of 36 permanent deacons. Extrapolating to include arch/dioceses and arch/eparchies that did not respond to the survey, it can be estimated that there are as many as 17,241 permanent deacons in the United States today.
- Latin rite arch/dioceses report having 10,056 deacons active in ministry. The two arch/eparchies report 31 active deacons. Extrapolating to include dioceses and eparchies that did not respond to the survey, it can be estimated that there are 14,833 deacons active in ministry in the United States today, or about 80 percent of all permanent deacons.

### *Demographic Characteristics of Active Deacons*

- Ninety-one percent of active deacons are currently married. Four percent are widowers, and 3 percent have never been married.
- Ninety-five percent of active deacons are at least 50 years old. A quarter are in their 50s, slightly more than four-tenths are in their 60s, and slightly more than one-quarter are 70 or older.
- Seventy-six percent of active deacons are non-Hispanic whites. Sixteen percent are Hispanic or Latino. Four percent are African American and 3 percent are Asian.
- Six in ten active deacons have at least a college degree. One in ten has a graduate degree in a field related to religion or ministry.

### *Compensation and Formation*

- Among deacons who are financially compensated for full-time ministry, 30 percent are serving in an “other parish ministerial position.” Fifteen percent are in a parish non-ministerial position and just over a fifth are in a diocesan position.. Ten percent are in full-time hospital and 8 percent are compensated for full-time prison ministry. Just under one in ten deacons is entrusted with full-time pastoral care of a parish (Canon 517.2), and one in twenty is employed by a social services agency.
- Among deacons who are financially compensated for part-time ministry, 33 percent are involved in an “other parish ministerial position” and 13 percent are in a parish non-ministerial position, while 9 percent are entrusted with the pastoral care of a parish (Canon 517.2). Thirteen percent are in part-time diocesan positions and just over 10 percent are in part-time hospital or prison ministries. Only 3 percent are in social service positions part-time.

- Eighty-three percent of responding arch/dioceses require post-ordination formation of deacons. These arch/dioceses require a median of 20 hours of post-ordination formation annually.
- Ninety-five percent of arch/dioceses require an annual retreat of deacons. Eighty-six percent provide other annual gatherings for deacons.
- Ninety-four percent of responding arch/dioceses have a Director of the Diaconate (or a person with a similar title). In about a third of these arch/dioceses, the position is full-time.
- More than three-quarters of arch/dioceses have a plan for the placement and ministry of deacons.
- Nearly nine in ten responding arch/dioceses have a minimum age for deacons. Almost half have a mandatory age for deacon retirement.

**Center for Applied Research in the Apostolate  
Georgetown University  
Washington, DC**

***A Portrait of the Permanent Diaconate:  
A Study for the U.S. Conference of Catholic Bishops  
2011-2012***

**Introduction**

In spring 2005, the Secretariat for the Diaconate<sup>3</sup> of the United States Conference of Catholic Bishops (USCCB) first commissioned the Center for Applied Research in the Apostolate (CARA) at Georgetown University to conduct an annual survey of Offices of the Permanent Diaconate. CARA conducted the survey each year since then, except for 2010-2011; the present survey is the sixth in this series.

This report presents findings from this latest national survey of the Office of the Permanent Diaconate in dioceses and eparchies in the United States and incorporates trend data from previous years' reports. The original questionnaire was designed in collaboration with the Executive Director of the USCCB Secretariat for the Diaconate and the questionnaires used in subsequent years are nearly identical.<sup>4</sup> The 2011-2012 questionnaire is presented in the Appendix.

To obtain the names and contact information for the directors of these offices, CARA contacted the National Association of Deacon Directors for a list of current directors of the Office of Deacon in U.S. dioceses and eparchies. CARA also contacted the directors of all diaconate formation programs in its Catholic Ministry Formation database to request their cooperation in completing the survey. As in previous years, diocesan directors had the option of completing the survey either online or on paper.

CARA completed data collection in May 2012, after extensive follow-up by mail, e-mail, telephone, and fax. At the completion of data collection, CARA had 2011-2012 information from 130 of the 192 arch/dioceses and arch/eparchies whose bishops and eparches belong to the

---

<sup>3</sup> This office is now known as the Secretariat for Clergy, Consecrated Life and Vocations.

<sup>4</sup> The 2005-2006 survey asked for the number of active deacons with masters' degrees or doctorates. The surveys in subsequent years asked for the number of active deacons with a "graduate degree in religious studies, theology, Canon Law, etc." and the number with a "graduate degree in a field not related to the Diaconate." There are also some differences in the subsequent surveys in the way in which marital status is asked.

USCCB, for a 68 percent overall completion rate.<sup>5</sup> The response rate is higher among arch/dioceses (72 percent, or 128 of 177 possible responses) than among arch/eparchies (13 percent, or two of 15 possible responses).

---

<sup>5</sup> The Archdiocese for the Military Services, U.S.A. has no clergy personnel except those on assignment from other dioceses and eparchies, so it is excluded from this report and analysis. Another two eparchies, Armenian Catholic Eparchy of Our Lady of Nareg and St. Thomas Syro-Malabar Catholic Diocese of Chicago, have no permanent deacons in the United States and are also excluded from this report and analysis.



## Number of Permanent Deacons

The Archdiocese of Los Angeles has the largest total number of permanent deacons among responding arch/dioceses, with 434 deacons in all, both active and retired. Following Los Angeles, the Archdiocese of Galveston-Houston reports 402 total permanent deacons and the Diocese of Toledo reports just over 300. The table below lists responding arch/dioceses that report more than 200 permanent deacons.<sup>6</sup>

<b>Arch/diocese</b>	<b>Total Number of Deacons</b>	<b>Catholics per Deacon<sup>7</sup></b>
Los Angeles	434	9,697
Galveston-Houston	402	2,866
Toledo	303	1,064
Hartford	289	2,114
San Antonio	281	2,525
St. Louis	268	1,970
Phoenix	259	3,172
St. Paul and Minneapolis	253	3,261
Atlanta	251	3,586
Patterson	249	1,708
Philadelphia	247	5,329
Washington	245	2,461
Newark	238	5,540
Joliet	237	2,780
Boston	226	7,533
Austin	224	2,277
Brooklyn	216	7,206
New Orleans	208	2,376
Orlando	205	1,887

- The 128 Latin rite arch/dioceses that responded to the survey in 2011/2012 report a total of 12,476 permanent deacons. The two Eastern rite eparchies that responded to the survey report a total of 36 permanent deacons.<sup>8</sup>
- On average, responding arch/dioceses and arch/eparchies report 79 deacons in active ministry.

<sup>6</sup> The total number of deacons is calculated here as the sum of all deacons active in ministry and all deacons no longer active in ministry, except those who have been laicized (question 1 + question 8 – question 12).

<sup>7</sup> The total number of Catholics per arch/diocese is taken from the *2011 Official Catholic Directory*.

<sup>8</sup> Eparchies are reported separately here because of possible double-counting of Eastern rite deacons listed by Latin rite dioceses as serving within their boundaries.

- The Archdiocese of Los Angeles, which reports more permanent deacons than any other responding arch/diocese, has nearly 10,000 Catholics per deacon. Other responding arch/dioceses that also have relatively high numbers of Catholics per deacon include Boston, with more than 7,500 Catholics per deacon and Brooklyn, with more than 7,000 Catholics per deacon.

<b>Responding Arch/dioceses with the Lowest Ratio of Catholics per Permanent Deacon</b>	
<b>Arch/diocese</b>	<b>Catholics per Deacon</b>
Fairbanks	466
Amarillo	641
Passaic-Byzantine	665
Pensacola-Tallahassee	881
Lexington	915
Peoria	931
Rapid City	942

- The Diocese of Fairbanks has the most favorable ratio of Catholics to deacons among responding arch/dioceses, with 466 Catholics per deacon. Amarillo is second, with 641 Catholics per deacon.
- None of the responding arch/dioceses with the lowest ratio of Catholics to deacons are located in the Northeast.

## Interpolation of Missing Data

### *Active Permanent Deacons*

To obtain the most complete figure for the total number of active deacons in the country, it is necessary to create estimates for the 62 arch/dioceses and arch/eparchies that did not respond to the survey. To do this, we draw on data for total deacons reported in *The Official Catholic Directory 2011* and then make an estimate of the proportion of those reported deacons who are active in ministry.

The figure used here for the proportion of deacons who are active is calculated from the survey responses. Responding arch/dioceses and arch/eparchies indicate that 80 percent of their deacons are active in ministry. We also adjust for the fact that the number of deacons listed in the *OCD 2011* is slightly lower than the total number that responding arch/dioceses reported – responding arch/dioceses and arch/eparchies reported .91 fewer total deacons in the *OCD 2011* than they reported in the survey. Thus, for non-responding Latin Rite arch/dioceses and Eastern rite arch/eparchies, we estimate the total number of active deacons as:

$$\text{Number of total deacons (as reported in the OCD 2011)} * .80 / 0.91$$

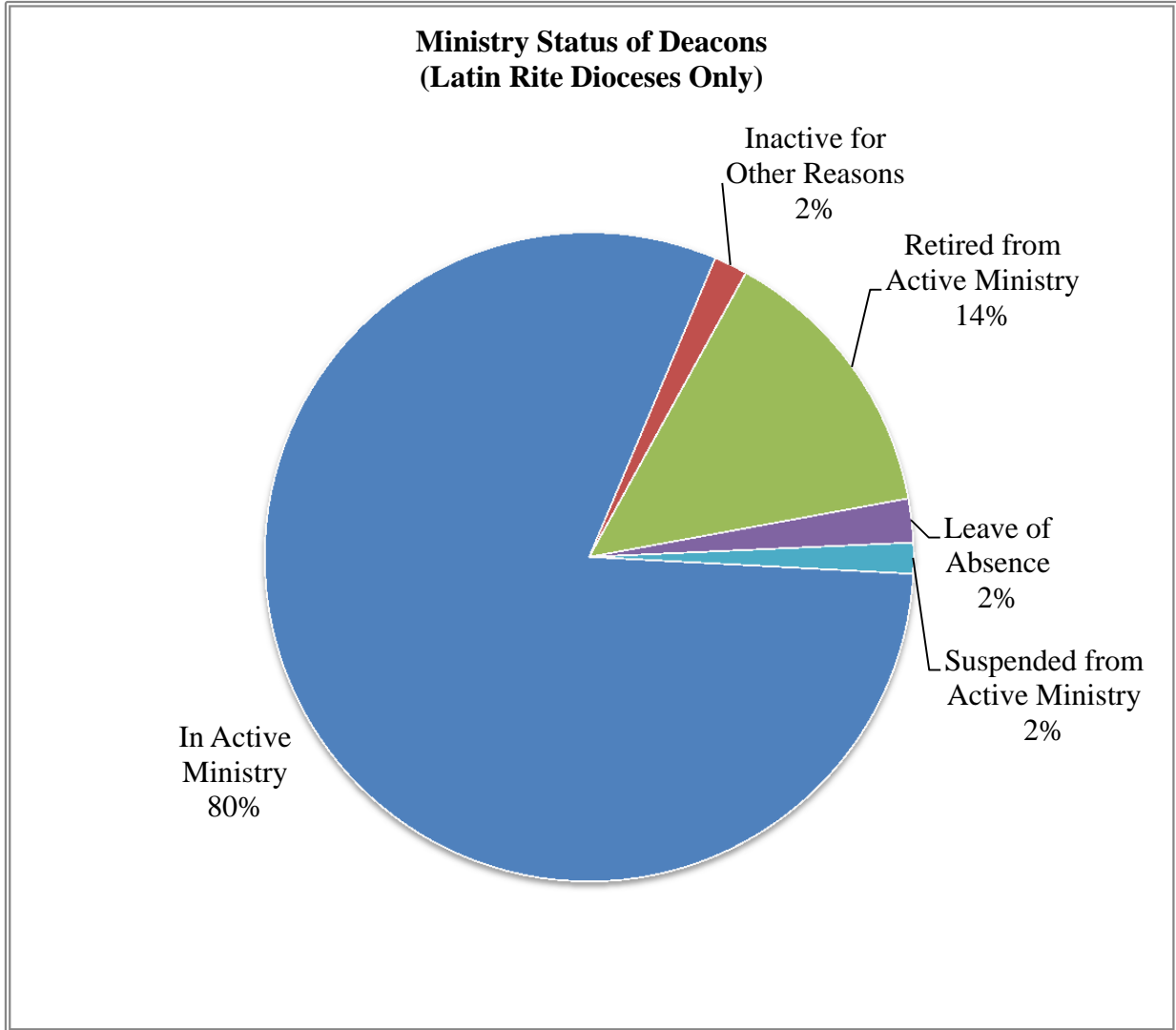
This yields an estimate of 14,833 active permanent deacons.

### *Total Permanent Deacons*

Using the procedure described above—while excluding the adjustment for active permanent deacons—yields a national estimate of **17,241** total deacons (both active and inactive). This includes 16,966 for Latin rite dioceses and 275 for Eastern Catholic eparchies.

## Ministry Status of Deacons

*Eight in ten deacons in responding Latin Rite arch/dioceses and arch/eparchies are active in ministry, and one in five are inactive for a variety of reasons.*



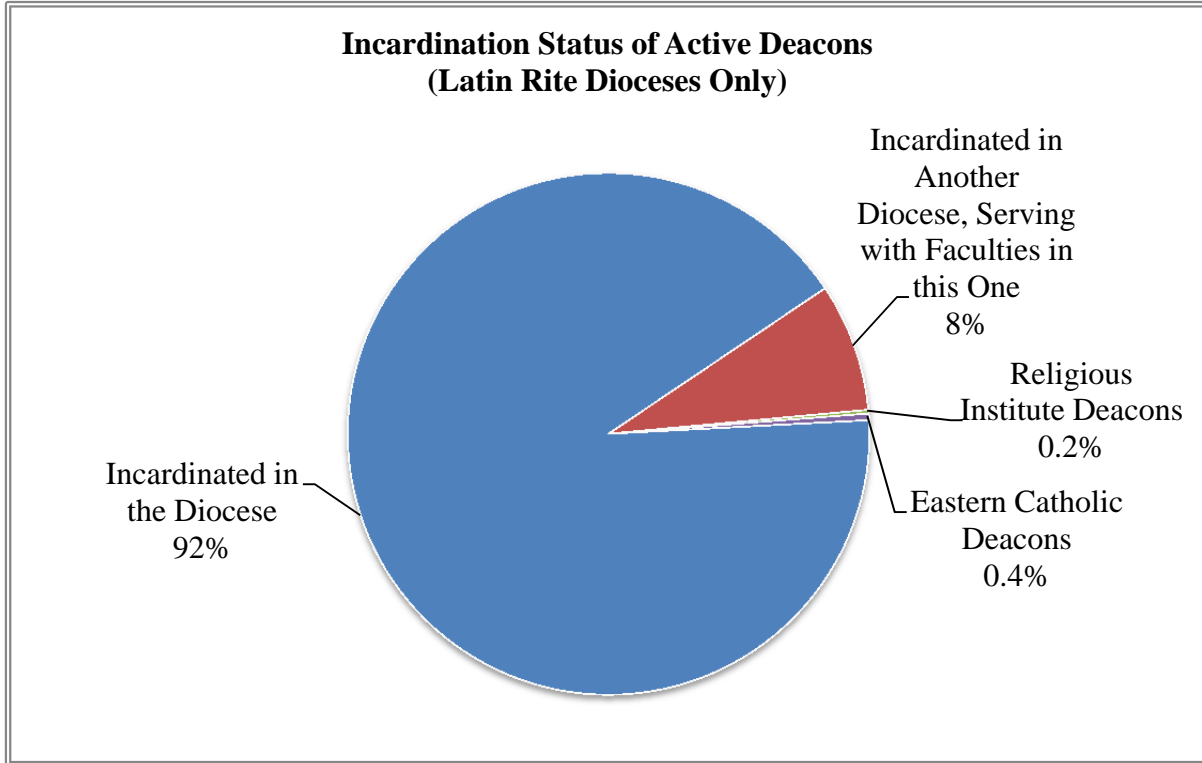
The 20 percent of inactive deacons include 14 percent who are retired, 2 percent who are on a leave of absence, 2 percent who are suspended from active ministry, and 2 percent who are inactive for other reasons.<sup>9</sup>

The 128 Latin Rite arch/dioceses that responded to this survey report a total of 10,056 active deacons, and the two arch/eparchies report 31 active.

<sup>9</sup> The calculation of total deacons for this report excludes deacons who have been laicized. The Latin Rite dioceses responding to the survey report a total of 141 laicized deacons. Were they to be included in totals, they would represent less than 1 percent of all permanent deacons.

## Incardination Status of Deacons in Active Ministry

*Excluding responses from eparchies, 92 percent of deacons in active ministry are incardinated in the diocese that reports them.*



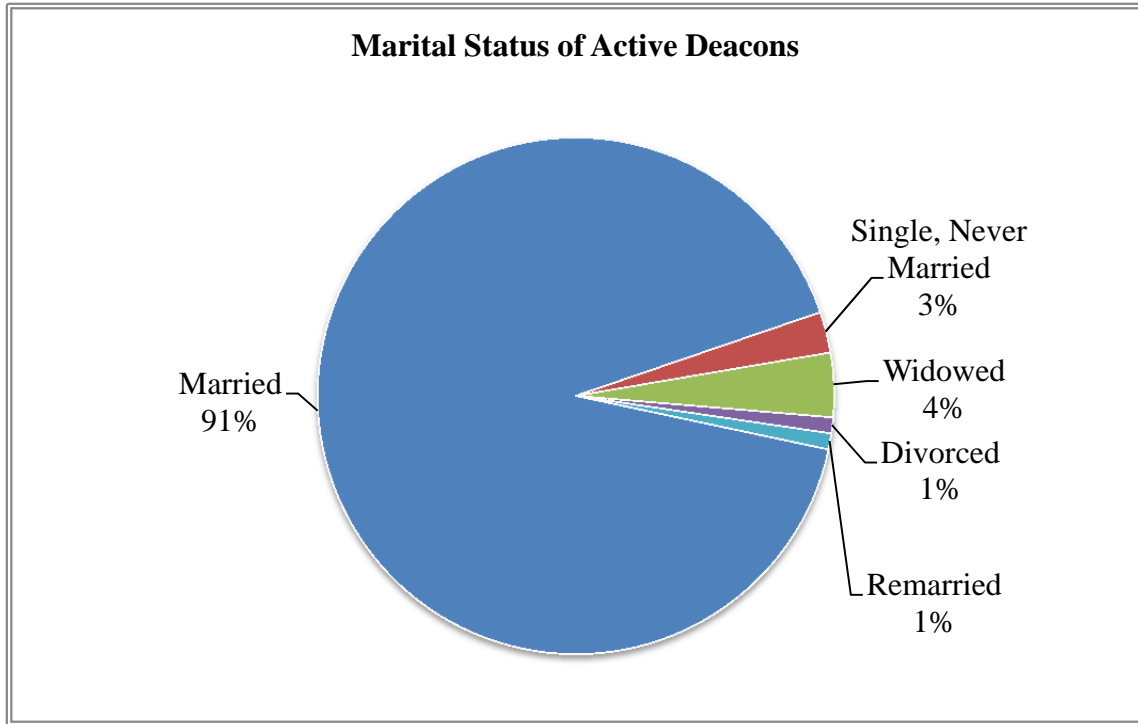
- Among responding Latin rite arch/dioceses, 8 percent of active deacons are incardinated in another Latin rite diocese but serve in the reporting diocese. Less than 1 percent of active deacons are incardinated as members of religious institutes or incardinated in Eastern Catholic Churches that are geographically located within the diocese.<sup>10</sup>
- In addition to the above, and not shown in the figure, dioceses and eparchies report an average of five deacons (which could be active or inactive) incardinated in the reporting diocese but serving in another diocese as well as an average of 0.1 deacons who serve in both Eastern and Latin rite parishes.

---

<sup>10</sup> As in all cases in this report where subgroups are reported, percentages reflect only deacons for whom information was provided.

## Marital Status of Active Deacons

*Most permanent deacons in active ministry are married. The figure below displays the marital status of active deacons.<sup>11</sup>*



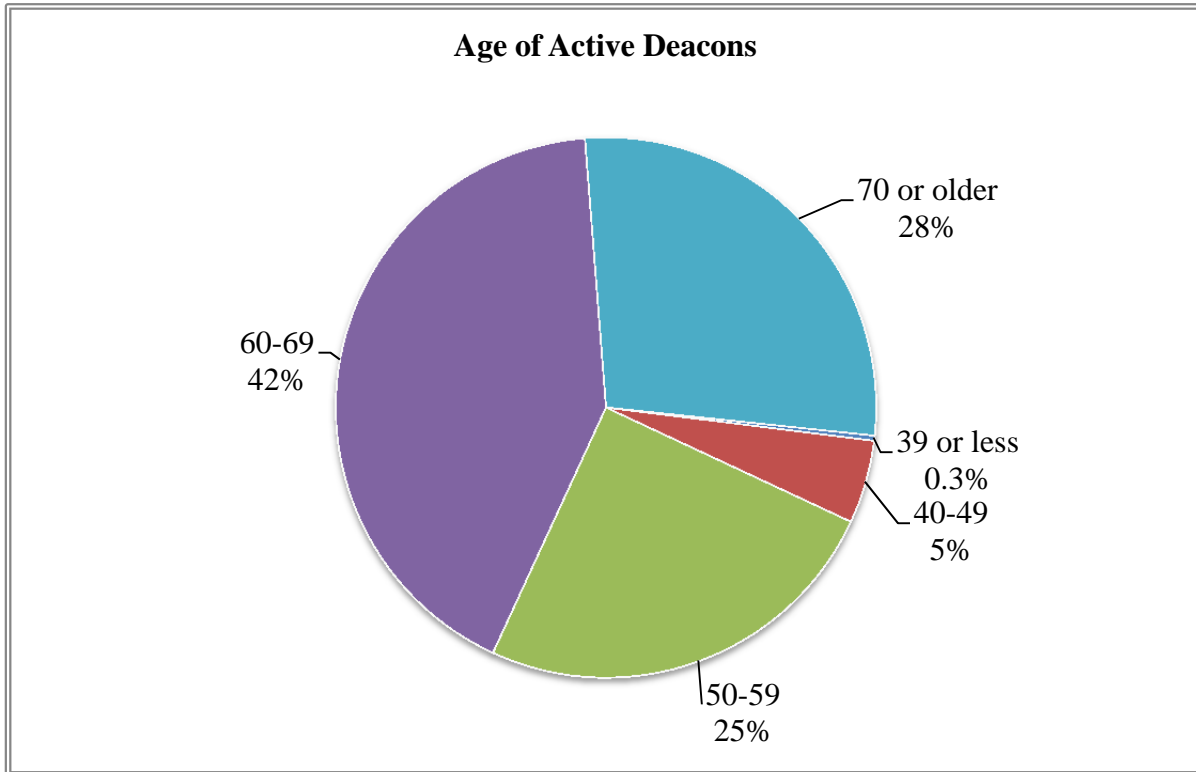
Ninety-one percent of active permanent deacons are married. Four percent are widowed, 3 percent have never been married, 1 percent is divorced, and another 1 percent has been remarried.

---

<sup>11</sup> Responses of eparchies are included in the figures for marital status and other demographic characteristics.

## Age of Active Deacons

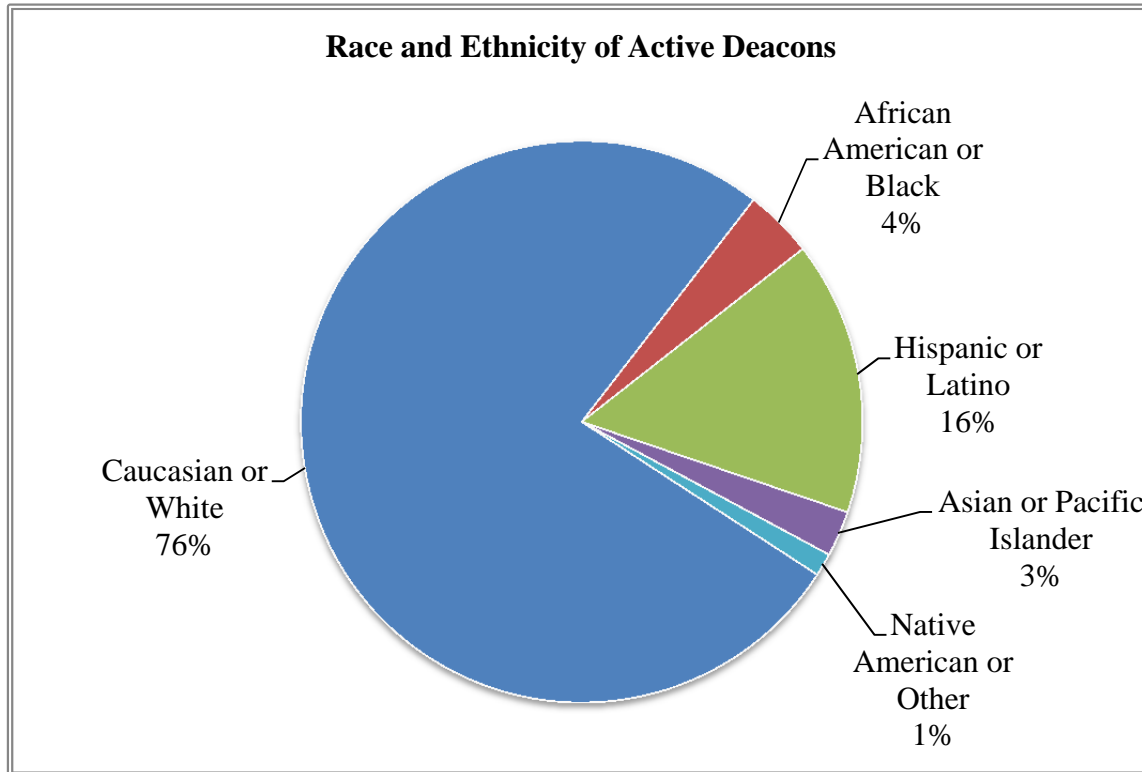
*Seven in ten active permanent deacons are at least 60 years old.*



- Just over four in ten active permanent deacons are 60 to 69 and more than a quarter are 70 or older. A quarter of active deacons are in their fifties.
- Five percent are in their 40s, and less than 1 percent are under the age of 40. According to Canon 1031.2 and the *National Directory for the Formation, Ministry, and Life of Permanent Deacons in the United States*, the minimum age for ordination to the permanent diaconate is 35 for all candidates.

## Race and Ethnicity of Active Deacons

*More than three in four (76 percent) active deacons are Caucasian or white. About one in six (16 percent) active deacons is Hispanic or Latino. Four percent are African American or black and another 3 percent are Asian or Pacific Islander. One percent of active deacons are Native Americans or members of other racial/ethnic groups.*



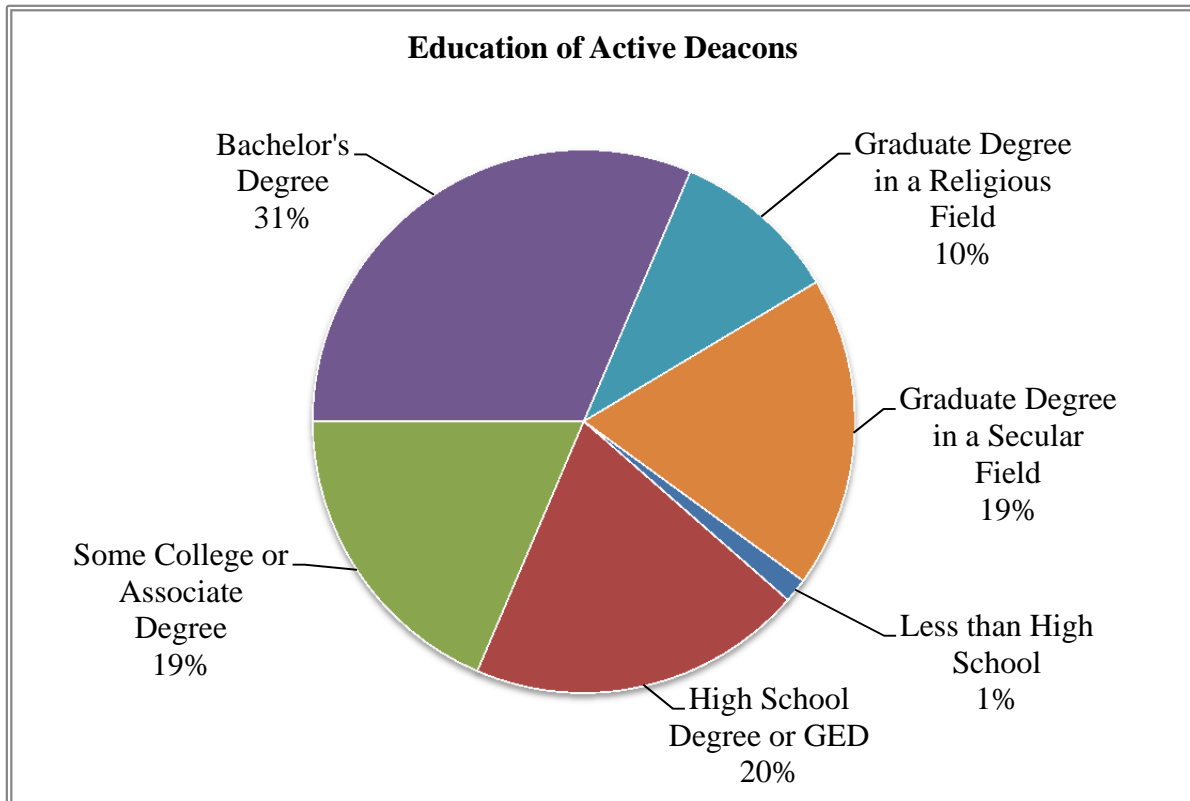
Active permanent deacons are more diverse racially and ethnically than U.S. priests, although not as diverse as the U.S. Catholic population.<sup>12</sup> According to a national random survey of priests conducted by CARA in 2009, 83 percent of U.S. priests are non-Hispanic whites, 3 percent are Hispanic or Latino, 2 percent are African American or black, 3 percent are Asian American, and 9 percent are some other race.

<sup>12</sup> CARA estimates the racial and ethnic makeup of the U.S. Catholic population over the age of 35 as of April 2008 as follows: 67 percent non-Hispanic white, 26 percent Hispanic or Latino, 3 percent African American or black, and 4 percent "Other," including Asian and Native American.



## Highest Level of Education of Active Deacons

Almost three in ten (29 percent) active deacons have a graduate degree. Nearly twice as many have a graduate degree in a field not related to the Diaconate (19 percent) as have one in a religious field such as religious studies, theology, Canon Law, etc., (10 percent).



- Three in ten (31 percent) active permanent deacons have a bachelor's degree as their highest level of education.
- One in five (19 percent) has some college education or an Associate's degree as their highest level of education.
- A fifth have a high school degree or GED. Very few active deacons, just 1 percent, have less than a high school degree.

## Changes in the Diaconate during the 2011 Calendar Year

*During the 2011 calendar year, responding offices reported 231 deacons retired from active ministry and 195 died.*

<b>Changes in the Diaconate Over Time</b>			
Totals from Responding Dioceses/Eparchies*			
	<b>2011</b>	<b>2008</b>	<b>2005</b>
Requested laicization	25	10	27
Granted laicization	13	11	12
Dispensed from the impediment of orders	3	4	---**
Remarried after dispensation	8	6	---**
Remarried without dispensation	12	3	8
Divorced/separated after ordination	22	19	23
Entered the priesthood	6	3	11
Retired from active ministry	231	154	303
Died	195	166	152

\* Includes only those dioceses and eparchies responding in that year.  
\*\* Question wording changed in subsequent years.

Arch/dioceses were asked to report the number of active permanent deacons that were lost during the 2011 calendar year through retirement, laicization, entering the priesthood, or death. Additional questions asked about changes in marital status. The first column in the table above presents the total number of deacons in each category among dioceses and eparchies that responded to the 2011-2012 survey.<sup>13</sup> Subsequent columns report the figures for two previous years' surveys for comparison.

- In 2011, 25 deacons requested laicization, approximately the same number as reported in 2005, but more than double the number reported in 2008. The number of deacons granted laicization and the number dispensed from the impediment of orders has remained stable over the past six years.
- Six permanent deacons were reported to have left the diaconate to prepare for the priesthood, slightly more than what was reported in 2008, but less than in 2005.
- The number of deacons divorced or separated after ordination is about the same as previous years. Slightly more were remarried, both with and without a dispensation, than had been reported in previous years.

---

<sup>13</sup> 117 of the 179 responding dioceses and eparchies in 2011-2012 answered this set of questions. Note that it is common for survey respondents to leave an answer field blank rather than writing in a zero to indicate "none," when answering questions that require writing in numbers. Throughout this report and in the Appendix, CARA assumes that blank fields are zeros if other questions in the same series have been filled in with valid responses. Exceptions are made for obvious cases of missing data.

## Ministry and Compensation

*Just over one in ten (12 percent) of permanent deacons are financially compensated for ministry. Of those financially compensated for ministry, deacons who are compensated for another parish ministerial position (in addition to their diaconal responsibilities) make up the largest proportion among those compensated for their ministry.*

<b>Active Deacons Who Are Financially Compensated for Their Ministry</b>			
Percentage among Active Deacons Who Are Compensated			
	<b>Compensated Full-Time</b>	<b>Compensated Part-Time</b>	<b>Among All Compensated</b>
Other parish ministerial position	30%	33%	31%
Parish non-ministerial position	15	13	14
Diocesan ministerial position	12	8	11
Hospital ministry	10	11	10
Diocesan non-ministerial position	10	5	9
Prison ministry	8	12	9
Entrusted with the pastoral care of one or more parishes (Canon 517.2)	9	9	9
Ministry in a social services agency	4	3	4
Other	2	5	3
<b>Total in compensated ministry</b>	<b>100%</b>	<b>100%</b>	<b>100%</b>

Respondents were asked the number of active deacons in each of several categories who are financially compensated for their full-time or part-time ministry. The table above displays the proportion of permanent deacons overall who are compensated either part-time or full-time in each type of ministry. The percentages are based on all arch/dioceses and arch/eparchies that responded to the survey and indicated at least one deacon that was compensated in any of the categories above.

- Among deacons who are compensated for full-time ministry, three in ten (30 percent) are paid for a full-time ministerial position in a parish (e.g., Director of Religious Education, Youth Minister); another third (33 percent) are paid part-time for this ministry.
- One in seven deacons (14 percent) who are in a compensated ministry serves in a non-ministerial position in a parish (e.g., administration, business, finance).
- About one in ten deacons who are in a compensated ministry serve the diocese in either a ministerial position (e.g., DDRE, Diocesan Youth Minister) or a non-ministerial position (e.g., administration, business, finance).

- Almost one in ten deacons (9 percent) is financially compensated for ministry in hospitals or in prisons. The same proportion is financially compensated for the pastoral care of one or more parishes under Canon 517.2, either full-time or part-time.
- Fewer deacons serve in compensated ministry in a social services agency (4 percent) or in some other ministry (3 percent).

## Post-Ordination Formation

*Eighty-three percent of responding arch/dioceses and arch/eparchies require post-ordination formation for deacons. Among those that do require post-ordination formation, the medium number of hours required per year is 20.<sup>14</sup>*

<b>Post-Ordination Formation</b>		
Dioceses and eparchies responding:		
	<b>Yes</b>	<b>No</b>
Post-ordination formation required of deacons	83%	17%
<i>Average number of hours required annually:</i>	22	
<i>Median number of hours required annually:</i>	20	
Post-ordination formation provided in language(s) other than English	16	84
<i>Percentage providing formation in Spanish:</i>	10%	
<i>Percentage providing formation in other languages:</i>	<1%	
Formation opportunities provided for wives of deacons	75	25

- One in six arch/dioceses and arch/eparchies (16 percent) provide post-ordination formation in a language other than English, most typically in Spanish. One diocese indicates that formation programs are offered in Yupik.
- Three out of four arch/dioceses provide formation opportunities for the wives of deacons.

---

<sup>14</sup> The median is the middle value in the distribution when responses are ordered from lowest to highest. By definition, 50 percent of cases in a distribution fall at or below the median and 50 percent fall at or above the median.

## Retreats

*Nearly all dioceses and eparchies (95 percent) require an annual retreat of deacons. In dioceses that require a retreat, an average of three in four deacons (76 percent) participate in the retreat.*

<b>Retreats</b>		
Dioceses and eparchies responding:		
	<b>Yes</b>	<b>No</b>
An annual retreat is required of deacons	95%	5%
<i>Average percentage of deacons participating in the retreat: 76%</i>		
<i>Median percentage of deacons participating in the retreat: 80%</i>		
Diocese provides couples' retreats for deacons and their wives	85	15
Diocese provides deacon-only retreats	38	62
Diocese provides separate retreats for wives of deacons	17	83
Diocese provides annual gatherings of deacons (other than retreats)	86	14

- More than four-fifths (85 percent) of responding arch/dioceses provide couples retreats for deacons and their wives. About one in six (17 percent) provide separate retreats for wives of deacons.
- About two in five arch/dioceses (38 percent) provide retreats for deacons only.
- Nearly nine in ten arch/dioceses (86 percent) provide annual gatherings of deacons in addition to or apart from a retreat.

## Directors of the Diaconate

*More than nine in ten responding arch/dioceses and arch/eparchies (94 percent) have a Director of the Diaconate or a person with a similar title.*

<b>Directors of the Diaconate</b>		
Dioceses and eparchies responding:		
	<b>Yes</b>	<b>No</b>
Diocese has a Director of the Office of Deacon (or similar title)	94%	6%
<i>Full-Time:</i> 32%		
<i>Part-Time:</i> 68%		
<i>Average number of years in this position:</i> 6.1		
<i>Median number of years in this position:</i> 5.0		

- In a third of arch/dioceses (32 percent) with a Director of the Diaconate, the position is full-time; the position is part-time for 68 percent of the responding arch/dioceses and arch/eparchies.
- Current directors have held their position for an average of about six years, although the median tenure for directors is five years.

## Policies of the Offices of the Diaconate

*More than three-quarters of responding arch/dioceses and arch/eparchies (77 percent) have a plan for placement and ministry of deacons.*

<b>Policies of the Offices of the Diaconate</b>		
Dioceses and eparchies responding:		
	<b>Yes</b>	<b>No</b>
Diocese has a plan for placement and ministry of deacons	77%	23%
Diocese has an active formation program for the diaconate	90	10
Diocese has minimum age for acceptance into a diaconate formation program	88	12
<i>Average minimum age for acceptance: 33</i>		
<i>Median minimum age for acceptance: 32</i>		
Diocese has a mandatory age of retirement from active ministry for deacons	48	52
<i>Percentage requiring retirement at age 70: 16%</i>		
<i>Percentage requiring retirement at age 75: 81%</i>		
Diocese has a formal policy for deacons who are divorced/separated post-ordination	40	60
Diocese has an active Deacon Council or Deacon Assembly	68	32

- Nine in ten responding arch/dioceses (90 percent) have an active formation program for the diaconate. Among those that do not, 72 percent report that there are plans to establish such a program within the next two years (not in table above).
- Nearly nine in ten arch/dioceses (88 percent) have a minimum age requirement for acceptance into the diaconate formation program. In these arch/dioceses, the minimum age ranges from 21 to 60, with a median of 32. About half (48 percent) have a mandatory age of retirement for deacons –16 percent require retirement at age 70 and 81 percent mandate it at age 75.
- Two in five arch/dioceses and arch/eparchies (40 percent) have a formal policy for deacons who are divorced or separated post-ordination.
- Almost seven in ten responding arch/dioceses and arch/eparchies (68 percent) have an active Deacon Council or Deacon Assembly.



**Appendix:**  
**Questionnaire and Response Frequencies for 2011-2012**



# BISHOPS' COMMITTEE FOR THE DIACONATE POST-ORDINATION SURVEY



Note: The frequencies below are responses from the 130 arch/dioceses and arch/eparchies who responded to the 2011-2012 questionnaire. For those that responded to each question, the average response or percentage is presented. The percentage of non-response (NR) is also shown for each question.

**Please fill in the total number of deacons in your diocese for each category below**

- AVG=78** 1. Deacons in active ministry in this diocese. **NR=0**
- Of the number reported in item 1:**
- AVG=69** 2. Deacons INCARDINATED in this diocese. **NR=3**
- AVG= 6** 3. Deacons incardinated in another Latin rite diocese but serving with faculties in this diocese. **NR =4**
- AVG=0.3** 4. Deacons incardinated in EASTERN CATHOLIC CHURCHES that are geographically located in this diocese (e.g., Byzantine, Maronite, etc.). **NR=4**
- AVG=0.2** 5. Deacons incardinated as members of RELIGIOUS INSTITUTES. **NR=4**  
*(items 2 through 5 should total to the same number reported in item 1)*
- AVG= 5** 6. Deacons incardinated in this diocese but serving another diocese. **NR=1**
- AVG= 0.1** 7. Deacons who serve both Eastern and Latin rite Churches (“bi-ritual”). **NR=1**
- AVG=20** 8. Deacons NO LONGER IN ACTIVE MINISTRY in this diocese. **NR=1**
- Of the number reported in item 8:**
- AVG=14** 9. Deacons retired from ecclesial ministry. **NR=1**
- AVG= 2** 10. Deacons on a leave of absence. **NR=1**
- AVG= 1** 11. Deacons who are suspended from active ministry. **NR=1**
- AVG=0.7** 12. Deacons who have been released from the clerical state (“laicized”). **NR=1**
- AVG= 2** 13. Other inactive deacons (not retired, on leave of absence, suspended or laicized). **NR=1**  
*(items 9 through 13 should total to the same number reported in item 8)*

**Of the number reported in item 1:**

	<b>Marital Status</b>		<b>Race and Ethnicity</b>
<b>AVG= 71</b> 14.	Married	<b>NR= 2</b>	<b>AVG= 58</b> 24. Caucasian/white <b>NR= 5</b>
<b>AVG= 2</b> 15.	Single, never married	<b>NR= 4</b>	<b>AVG= 3</b> 25. African American/black <b>NR= 9</b>
<b>AVG= 3</b> 16.	Widowed	<b>NR= 3</b>	<b>AVG= 12</b> 26. Hispanic/Latino <b>NR= 8</b>
<b>AVG= 1</b> 17.	Remarried subsequent to ordination	<b>NR= 4</b>	<b>AVG= 2</b> 27. Asian/Pacific Islander <b>NR= 8</b>
<b>AVG= 1</b> 18.	Divorced, not remarried	<b>NR= 3</b>	<b>AVG=0.5</b> 28. Native American or Other <b>NR= 9</b>

	<b>Age</b>		<b>Highest Level of Education</b>
<b>AVG=0.2</b> 19.	Age 39 or younger	<b>NR= 7</b>	<b>AVG= 1</b> 29. Less than high school <b>NR=22</b>
<b>AVG= 4</b> 20.	Age 40-49	<b>NR= 5</b>	<b>AVG=14</b> 30. High school diploma/GED <b>NR=22</b>
<b>AVG= 19</b> 21.	Age 50-59	<b>NR= 5</b>	<b>AVG=13</b> 31. Some college/Associate degree <b>NR=20</b>
<b>AVG= 32</b> 22.	Age 60-69	<b>NR= 5</b>	<b>AVG=22</b> 32. Bachelor’s degree <b>NR=21</b>
<b>AVG= 21</b> 23.	Age 70 or older	<b>NR= 5</b>	<b>AVG= 7</b> 33. Graduate degree in religious studies, theology, Canon Law, etc. <b>NR=21</b>
			<b>AVG=13</b> 34. Graduate degree in a field not related to the Diaconate <b>NR=21</b>

**In this calendar year (January 1 to December 31, 2011) how many deacons have:**

- |                     |   |              |                     |                                     |              |
|---------------------|---|--------------|---------------------|-------------------------------------|--------------|
| <b>AVG= 0.2</b> 35. | Requested laicization (Canon 290)                         | <b>NR=10</b> | <b>AVG= 0.2</b> 40. | Divorced/separated after ordination | <b>NR=10</b> |
| <b>AVG= 0.7</b> 36. | Been granted laicization (Canon 290)                      | <b>NR=10</b> | <b>AVG=0.05</b> 41. | Entered the priesthood              | <b>NR=10</b> |
| <b>AVG=0.03</b> 37. | Been dispensed from the impediment of orders (Canon 1087) | <b>NR=10</b> | <b>AVG= 2</b> 42.   | Retired from active ministry        | <b>NR=10</b> |
| <b>AVG=0.07</b> 38. | Remarried after dispensation                              | <b>NR=10</b> | <b>AVG= 2</b> 43.   | Died                                | <b>NR=10</b> |
| <b>AVG=0.1</b> 39.  | Remarried without dispensation                            | <b>NR=10</b> |                     |                                     |              |

## Ministry and Compensation

Of the total number of deacons in active ministry in the diocese (as reported in item 1), the number who are financially compensated for their ministry, either full-time or part-time (excluding stipends and/or reimbursement for expenses, such as mileage) for the following:

Full-time		Part-time		
Average	NR	Average	NR	
	%		%	
0.6	9	0.3	9	Entrusted with the pastoral care of one or more parishes (Canon 517.2)
2	9	1	9	Other parish ministerial position (e.g., DRE, Youth Minister)
1	9	0.5	9	Parish non-ministerial position (e.g., administration, business, finance)
0.6	9	0.4	9	Prison ministry
0.7	9	0.4	9	Hospital ministry
0.3	9	0.1	9	Ministry in a social services agency (e.g., Catholic Charities)
1	9	0.3	9	Diocesan ministerial position (e.g., DDRE, Diocesan Youth Minister)
0.7	9	0.2	9	Diocesan non-ministerial position (e.g., administration, business, finance)
0.1	9	0.2	9	Other

### Post-ordination Formation

Yes	No	NR%	
83	17	2	62. Is post-ordination formation required of deacons?
<b>AVG=22</b>		22	63. <u>If yes</u> , approximate number of <u>hours</u> of post-ordination formation required <u>annually</u> .
16	84	5	64. Is post-ordination formation provided in language(s) other than English?
			65. <u>If yes</u> , please indicate the language(s): <b>MODAL RESPONSE: Spanish</b>
75	25	5	66. Are formation opportunities provided for wives of deacons?
95	5	2	67. Is an annual retreat required for deacons?
<b>AVG=76 NR=10</b>			68. <u>If yes</u> , approximate percentage of deacons who participate in an annual retreat.
38	62	5	69. Does the diocese provide deacon only retreats?
17	83	5	70. Does the diocese provide separate retreats for wives of deacons?
85	15	4	71. Does the diocese provide couples' retreats for deacons and their wives?
86	15	5	72. Does the diocese provide annual gatherings of deacons (other than retreats)?

### Office of the Diaconate

Yes	No	NR	
94	6	1	73. Does the diocese have a Director of the Office of Deacon (or similar title)?
<b>AVG=73 NR=11</b>			74. <u>If yes</u> , number of <u>months</u> Director of Deacons has been in this position.
			75. <u>If yes</u> , is this position: 32 Full-time or 68 Part-time <b>NR=31</b>
77	23	4	76. Does the diocese have a plan for placement and ministry of deacons?
48	52	2	77. Does the diocese have a mandatory age of retirement from active ministry for deacons?
<b>AVG=74 NR=52</b>			78. <u>If yes</u> , at what age are deacons required to retire from active ministry.
40	60	8	79. Does the diocese have a formal policy for deacons who are divorced or separated post-ordination?
68	32	1	80. Does the diocese have an active Deacon Council or Deacon Assembly?
90	10	1	81. Does the diocese have an active formation program for the Diaconate?
72	28	86	82. <u>If no</u> , is the diocese planning to establish a formation within the next two years?
88	12	5	83. Does the diocese have a minimum age requirement for acceptance into a diaconate formation program?
<b>AVG=33 NR=19</b>			84. <u>If yes</u> , what is the minimum age requirement?

*In the event we need clarification about the data reported here, please supply the following contact information:*

Survey completed by: \_\_\_\_\_

Telephone: \_\_\_\_\_ E-mail: \_\_\_\_\_

Please FAX completed form to: 202-687-8083  
 CARA, 2300 Wisconsin Ave, NW, Suite 400, Washington, DC 20007  
 © CARA, 2011